

Hi-MO 4m

LR4-60HPB 345~375M

- Suitable for distributed projects
- Advanced module technology delivers superior module efficiency
 - M6 Gallium-doped Wafer
 - 9-busbar Half-cut Cell
- Excellent outdoor power generation performance
- Aesthetic appearance with all black module design

12

12-year Warranty for
Materials and Processing

25

25-year Warranty for Extra
Linear Power Output

Complete System and Product Certifications

IEC 61215, IEC 61730, UL 61730

ISO 9001:2008: ISO Quality Management System

ISO 14001: 2004: ISO Environment Management System

TS62941: Guideline for module design qualification and type approval

OHSAS 18001: 2007 Occupational Health and Safety

LONGI



20.6%
MAX MODULE
EFFICIENCY


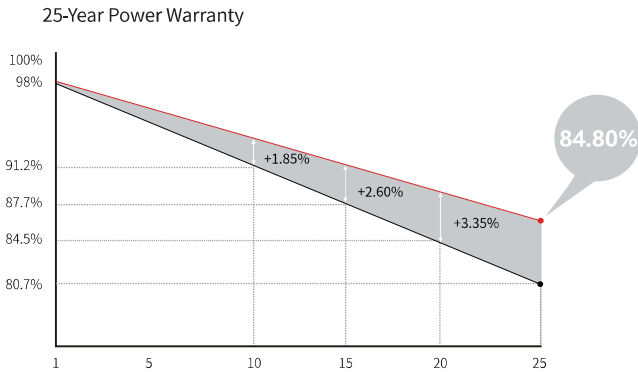
0~+5W
POWER
TOLERANCE

<2%
FIRST YEAR
POWER DEGRADATION

0.55%
YEAR 2-25
POWER DEGRADATION

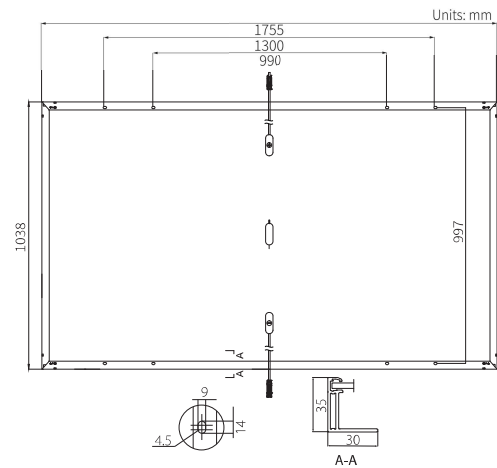
HALF-CELL
Lower operating temperature

Additional Value



Mechanical Parameters

Cell Orientation	120 (6×20)
Junction Box	IP68, three diodes
Output Cable	4mm ² , 1200mm length can be customized
Glass	Single glass, 3.2mm coated tempered glass
Frame	Anodized aluminum alloy frame
Weight	19.5kg
Dimension	1755×1038×35mm
Packaging	30pcs per pallet / 180pcs per 20' GP / 780pcs per 40' HC



Electrical Characteristics

STC : AM1.5 1000W/m² 25°C

Test uncertainty for Pmax: ±3%

	345	350	355	360	365	370	375
Power Class	345	350	355	360	365	370	375
Maximum Power (Pmax/W)	345	350	355	360	365	370	375
Open Circuit Voltage (Voc/V)	40.2	40.4	40.6	40.8	41.0	41.2	41.4
Short Circuit Current (Isc/A)	11.06	11.16	11.25	11.33	11.41	11.50	11.58
Voltage at Maximum Power (Vmp/V)	34.2	34.4	34.6	34.8	35.0	35.2	35.4
Current at Maximum Power (Imp/A)	10.09	10.18	10.27	10.35	10.43	10.52	10.60
Module Efficiency(%)	18.9	19.2	19.5	19.8	20.0	20.3	20.6

Operating Parameters

Operational Temperature	-40°C ~ +85°C
Power Output Tolerance	0 ~ +5 W
Voc and Isc Tolerance	±3%
Maximum System Voltage	DC1000V (IEC/UL)
Maximum Series Fuse Rating	20A
Nominal Operating Cell Temperature	45±2°C
Protection Class	Class II
Fire Rating	UL type 1 or 2

Mechanical Loading

Front Side Maximum Static Loading	5400Pa
Rear Side Maximum Static Loading	2400Pa
Hailstone Test	25mm Hailstone at the speed of 23m/s

Temperature Ratings (STC)

Temperature Coefficient of Isc	+0.048%/°C
Temperature Coefficient of Voc	-0.270%/°C
Temperature Coefficient of Pmax	-0.350%/°C